



**CARINE**  
PRIMARY SCHOOL  
OUR BEST ALWAYS

# **CODE OF BEHAVIOUR**

**(3Ps and an S)**

## **PEOPLE**

Treat other people as you would like to be treated

## **PROPERTY**

Look after your belongings and the belongings of others

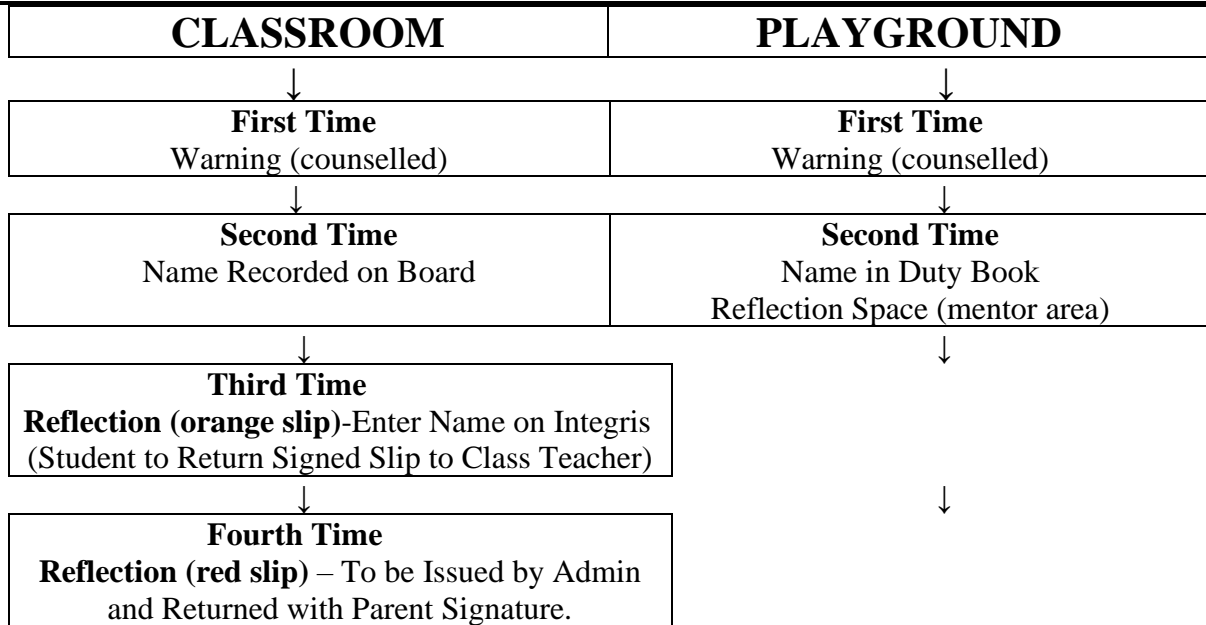
## **PERSONAL BEST**

Always try your best

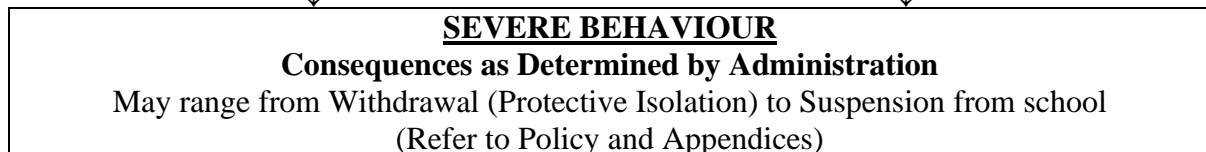
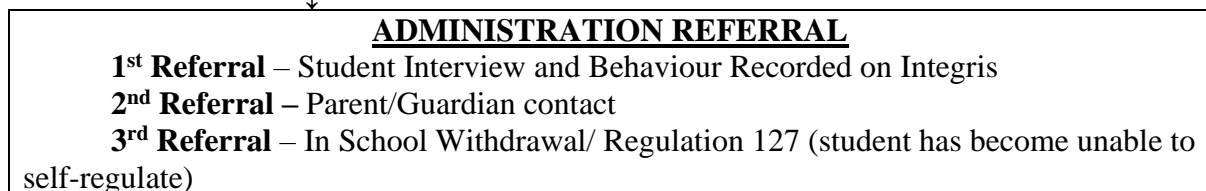
## **SAFETY**

Always play and work safely

# CARINE PRIMARY SCHOOL STUDENT CARE FLOW CHART



See below for dangerous or severe behaviour.



## PLAYGROUND EXAMPLE:

**Example 1:**           Playing roughly  
**First Time**       = **Warning (counselled)**  
**Second Time** = **Name in Duty Book, (sent to mentor area)**  
**Behaviour Entered on Integris by Admin.**

**Example 2:**           No Hat  
**First Time**       = **Directed to designated shaded areas**  
**Years 1 & 2 - Block A & B- Verandah off Rooms 1 to 6**  
**Years 3 & 4 - Block B -Verandah at back of Room 7**  
**Years 5 & 6 - Block C– Centre seating off rooms 11 to 16**  
**Second Time** = **Name in Duty Book (sent to mentor area)**  
**Behaviour Entered on Integris by Admin.**

## ESCALATING OR SEVERE BEHAVIOUR = ADMIN REFERRAL

1. A student may immediately be issued with a Red Slip without following the above process should the behaviour be deemed dangerous or severe.
2. Admin (Principal/Deputies) can intervene at any stage in this process, always with the intention of supporting students to behave and conduct themselves appropriately.

- Overnight the slate gets wiped clean, however monitoring and follow up discussions may occur
- Positives / improvements are noted on Integris